

GCG Sunday School - 29th September 2024

Lesson Outline



Lesson: A Living Hope
Passage: 1 Peter 1:1-12
Big Idea: The Lord has given us a living hope, which can never perish, spoil or fade.
Main Aim: Be comforted, that even if we suffer for being Christian, we have the hope of new life.
Key verse: 1 Peter 1:3

Please pray for the lesson preparation, that God's word would feed us and the children.

Laptop/tablet + speaker Unless you are at the Greenwich service, you will need to bring a device to play any media. If needed, Jonny can provide **a laptop and Bluetooth speaker**. 😊

Additional resources: [Mustard Seeds plan](#) (for teens, with some useful pointers)

1 Peter Overview

Christians to whom Peter writes, are suffering low-level persecution. Just like us.

How will they stay strong, live differently and stand out?

We have a living hope through the resurrection of Jesus from the dead, which can never perish.

Passage overview

We might find it hard to keep being a Christian, because people are nasty to us.

Hear these words of comfort:

We have a living hope: Hope of new life.

1. God the Father has given it. v3-5
 For the future.
 Through raising Jesus from the dead.
 Kept in heaven.
 It can't disappear.
2. Christ will bring it when he comes. v6-9
 In the future.
3. The Holy Spirit tells us about it. v10-12
 In his word today.

For them then

They can find real comfort, even rejoicing, knowing that God has given them a future, living hope.

For us now - Same!

The Age Ranges

CW (average age 4-5 years) - Prepare the lesson for **all ages**.






Then separate **Sailor** and **Officer** groups for **Heart & Hands** teaching.

GR and EC - Personalise **all material** for the Sailors or Officers.

Sailors: Ages 3-6

Officers: Ages 7-11

Lesson Overview

Get Going 3 min + song	Bible Talk ~10 mins	Heart & Hands ~30 mins	Land The Lesson ~5 mins	Extra Fun Time ~10 mins
				
Welcome & Pray Intro Idea Song	The Big Idea The Main Aim	Craft/ Worksheet Further teaching Memory verse	Recap Pray	Optional extra fun

Get Going



Welcome, Pray, Introduction idea & Song

At GR and EC the Sailor Leader will lead the “Get Going” section, by default.

Welcome and connect briefly with the children

- Ask a fun question, showing we're interested in their lives. Such as:
 - What's the best thing you did yesterday/ this morning? Highlight/lowlight?
 - What was the tastiest food you ate? The smelliest thing you smelled?

Prayer by the leader

- Help us to listen carefully to what God has to say to us today, and to have fun.

Rules Reminder

- We listen to the leader.
- We love our neighbour.

Intro Idea - Introduces the theme of the passage with “Intro” Powerpoint slides.

- Ask the children - What is something you look forward to? Birthday? Christmas? Dance/sport?
How do you feel looking forward to something?
How do you think these people feel?
 - On a long walk. - Tired. Looking forward to the view. - Comforted to keep going!
 - Doing smelly work. - Not having fun. Home soon. - Comforted to keep going!
 - A Christian being picked on. - Sad. Jesus is coming back. - Comforted to keep going!


Link: Introduce the Big Idea

Sing - If needed, talk through the words and actions before singing.

Our God is a Great Big God - <https://www.youtube.com/watch?v=Qs3hWKEE3Ac>

GR & EC - Split into Sailor and Officer groups for the remainder of the session.

CW - Remain together.



Bible Talk

Teaching the Big Idea & Main Aim.

Keep it clear and snappy. Maybe come up with a catchphrase for the week.

Have Bible open throughout to show that we're teaching from God's word, and not from our heads.

Choose key verses and summarise.

Make the Bible talk engaging by asking questions and/or using visual aids.

Key Verse - 1 Peter 1:3

Lesson Points - Arriving repeatedly at the Big Idea.

Letter context - Peter writes to suffering Christians, with something to look forward to:

We have a living hope: a hope of new life.

1. God the Father has given us this hope. v3-5
 In the future.
 Through raising Jesus from the dead.
 It can't disappear.
 It is kept in heaven.

Keep the rest for Officers:

2. Christ will bring it when he comes. v6-9
 In the future.
3. The Holy Spirit tells us about it. v10-12
 In his word today.

Brief application - Main aim expanded.

- **Sailors** State the application and expand it a bit.
 This is how it's right to think/ act/ talk/ feel.
 For home/ school/ church.
- **Officers** Ask questions to arrive at the application.
 How does this help us think/ act/ talk/ feel differently?
 What about at home/ school/ church?

Teaching ideas

- **Sailors**

Make a timeline from string, and peg on future things: see visual aids.

Actions: "Future" - point forward. "Resurrection" - Head down, arms over head, then head and arms up! "Heaven" - point up.

- Ask questions when teaching, such as:

How might someone feel if people make fun of them for trusting Jesus?

1. What has God given us?
What cannot happen to this hope?

- **Visual Aids - Printed for Sailors**

Page 1 - Letter context. Insulted for being Christian. Bad! We might feel worried or upset.

Page 2 - This hope can never be destroyed. Never spoil. Always be beautiful.

Page 3 - A living hope, a hope of new life. Thanks to Jesus. We have to wait for it.

Page 3 - So we can feel comforted, and even be joyful, even when people call us names for trusting Jesus.

- **Helpful questions to ask:** What noise/ smell do you think it made? How many stars did he see? Have you ever seen that before? How did he feel? What face would she have made?
- **Helpful methods:** Make actions to copy at certain points, act it out, place pictures on the wall, go for a walk around the room, use Lego/Playmobile figures.

- **Officers**

- Ask questions when teaching, such as:

Have someone ever made fun of what we believe? What was it like?

1. What has God given us? Why?
How is it so good?

2. When is this hope coming?

3. How can we hear about it today?
So when people make fun of us for being Christian, what can we remember?

- **Helpful questions to ask:** Why do you think he did that? What did she get right/ wrong? What would you do in his situation?
- **Helpful teaching methods:** Act it out, have them draw scenes, shout out the best thing they see in the passage, make a puppet show using paper and card, go for a walk, use Lego.

Heart and Hands



More on the Big Idea & Main Aim with activities.

Table Activities - Craft or worksheet - Spares go to the Eltham service.

- **Sailors** **Craft.**
Cut out the tomb stone and fix with a butterfly pin. Colour etc.
- **Officers** **Worksheet.**
*This is a guided form of Bible study, to help them learn how Bible studies work.
The sheet progresses from easy questions, to harder questions.
Help them get answers from the Bible and think about their answers.
Talk about the application and questions.*


Further Teaching

An opportunity to reteach the same Big Idea & Main Aim with:

- Act out the passage.
- Do a drama based on the Main Aim. For example, the children make up a drama about someone who used to be worried, but is now comforted because God knows them completely.
- Discuss application.

Memory verse - Ideas for learning can be found in the Google Drive Folder.

"Blessed be the God and Father of our Lord Jesus Christ! According to his great mercy, he has caused us to be born again to a living hope through the resurrection of Jesus Christ from the dead."
1 Peter 1:3 (ESV)

We'll be using the following song to learn the verse:  1 Peter 1:3

Feel free to come up with some actions.



Land the lesson

Bring everything together with: Recap and Prayer.

Recap - Use the craft/ worksheet to remind them of the Big Idea & Main Aim.

Pray - Encourage the children to pray with you about the Big Idea and Main Aim. They could **thank/praise God** for it or **ask for help** in believing it.

- **Sailors** You could suggest "Popcorn prayers" - really short prayers.
Or "Arrow prayers" - We all shoot up like an arrow at the end.
Or you could try the idea we use with Officers.
- **Officers** You could pass an object, like a Bible, around the room.
When a child receives the Bible, they can choose to pray in their head or aloud.
- **Music** A Spotify playlist of Sunday School Songs can be found in the term plan.



Extra fun time.

An optional game, which can be played mid-session.

Game idea - Feel free to play something different!

- **Sailors** Something fun! Check the G-drive.
- **Officers** Write down things that you look forward to. Put them in a bag and one person pulls them out. Guess which one each thing belongs to.
- For more time fillers and games - Check the G-drive

I often play something from: <https://www.youtube.com/@thebiggeststory>

Sign out - Give each family a Take Home Sheet

- Sign out with Rollcall.